

High power LED pattern projector, UV, 405 nm, compact version



KEY ADVANTAGES

Compact version

High efficiency LEDs for sharp edges, superior homogeneity and contrast

5 PIN M12 Connector

Compatible with standard **C-mount lenses up to 1.1"**

Interchangeable projection patterns



LTPRUP series features high-power LED pattern projectors designed for inline or offline applications including quality control, 3D reconstruction, dimensional measurement, planarity control, robot guidance and alignment applications.

SPECIFICATIONS

Lighting specifications

Active area diameter	(mm)	17.6
Light color, peak wavelength		UV, 405 nm
Spectral FWHM	(nm)	25
Illuminance, continuous ¹	(klux)	-
Irradiance, continuous ¹	(W/m ²)	-
Illuminance, strobe ¹	(klux)	22
Irradiance, strobe ¹	(W/m ²)	9720

Electrical specifications

Operating mode		Strobe
Power supply mode		Constant current driving
Supply voltage ²	(V)	-
Current ²	(A)	-
Power consumption ²	(W)	-
Peak power consumption ³	(W)	44.4
Max led forward current ³	(A)	3
Min pulse duration	(μs)	-
Max pulse duration	(ms)	10
Max duty cycle	(%)	10
Typical pulse delay	(%)	-
Typical jitter	(%)	-

I/O interface

Connector	1x M12 straight plug male connector
Included cable	not included

Mechanical specifications

Mount		C
Phase adj availability		Yes
Length	(mm)	67.5
Width	(mm)	46.0
Height	(mm)	93.0
Mass	(g)	199

Environment

Operating temperature	(°C)	0-40
Storage temperature	(°C)	0-50
Operating relative humidity	(%)	20-85, non condensing
Installation		Indoor use only
IP rating		IP30

Eye safety

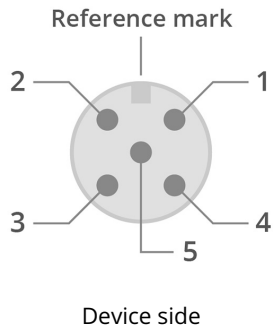
Risk group (CEI EN 62471:2010)		Risk group 3
--------------------------------	--	--------------

¹ At pattern emitting surface.

² Continuous mode, using the integrated electronic driver.

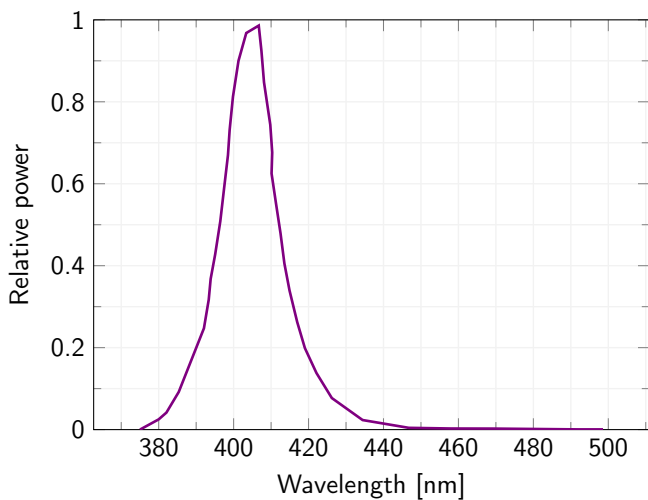
³ Strobe mode.

CONNECTOR PINOUT

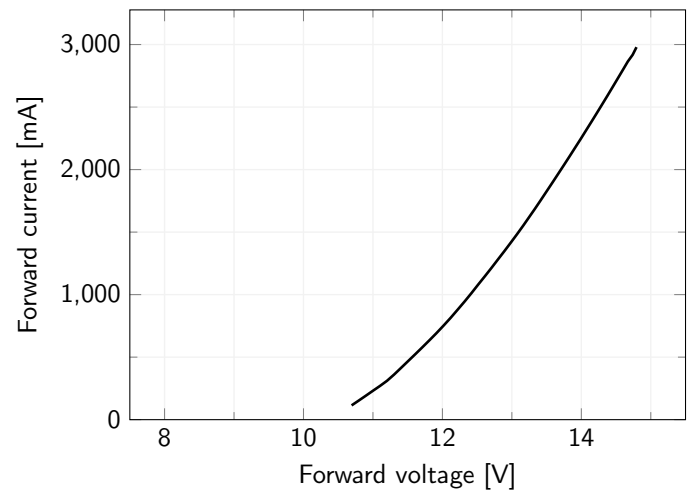


Pin	Function
1	LED anode
2	LED cathode
3	NTC first end
4	NTC second end
5	Not connected

LED color spectrum



Voltage current characteristics



RECOMMENDED ACCESSORIES

Opto-Engineering® suggests the following accessories to power the camera:

- **CBLTM12-5P-2M**, Illumination cable PVC black, Side 1 M12 female connector 5 poles, Side 2 cable end - 2 m
- **CBLTM12-5P-5M**, Illumination cable PVC black, Side 1 M12 female connector 5 poles, Side 2 cable end - 5 m
- **CBLTM12-5P-10M**, Illumination cable PVC black, Side 1 M12 female connector 5 poles, Side 2 cable end - 10 m

COMPATIBLE PRODUCTS

Full list of compatible products available [here](#).



A wide selection of innovative machine vision components.

All product specifications and data are subject to change without notice to improve reliability, functionality, design or other. Photos and pictures are for illustration purposes only. Data are reported by design, actual lens performance may vary due to manufacturing tolerances.